



Genuine "Medio."

NF #1 Sc. #1

1st Printing / MIEPSI Certif.



Genuine medio GDA NF#1
price \$200 / spufford.
w/ MEPSI Certif.

Genuine



MEPSI Certified GDA # 10 DC z.

2nd Printing NI # 10 DC z, (Sc. #14)

green on quadrille paper / serrate perf



Genuine GDA Provisionals, 3rd Printing

- "Un real," blue wove paper Sc.#17 NF#12X
- "2 reales" green batonné paper Sc.#27A

Basic Paper as Applied to Postage Stamps

The study of papers used in stamp production is extremely interesting. Although there are only two main kinds of paper, wove and laid, there are so many variations of them that the subject is not without its complications.

When paper is being made it is a soft wet pulpy mass of vegetable fibers. Paper making consist of joining and removing the excess moisture from the fibers. This can be done by hand or by machine. In hand manufacture a frame with a wire-cloth base is dipped into the pulp, removed and shaken to get rid of the excess moisture and join the fibers; the result is a sheet of paper. When the paper is machine-made, the pulp passes along the bed of a paper-making machine (which is a stretched and vibrating continuous band of wire cloth), and under a roller of woven wire called a "dandy roll". The weave of the wire-cloth base in hand manufacture, and of the "dandy roll" in machine-made paper determines the texture of the paper. If the weave is even the resulting paper will be wove, that is to say, it will show no particular pattern when held up to the light, but if the weave has parallel, close vertical and spaced horizontal threads running through it the resulting paper will be laid, and will show those threads as lighter (and darker) stripes when the paper is held to the light.

Wove paper has been used for all the postage stamps of Great Britain, although some specimens of the 2s. 6d. of King George V seem to have been printed on laid paper; it is in fact not laid, and the apparent lines in it were caused merely by the rollers through which the paper passed in the machine, and which must have had a slightly corrugated surface.

Variations of ordinary wove paper to be found on British stamps occur on the 10d. and 1s. embossed issues of 1847-54, which are on Dickinson paper. This was the invention of John Dickinson, who patented it in 1839, and his silk threads woven into the texture. The advantage of this paper was stated to be that any attempt to remove a postmark would result in the threads being dislodged with consequent damage to the paper itself. Although the method was effective on imperforate stamps it was soon found, when perforation was introduced, that the threads became entangled in the pins of the perforating machine. Other countries to have used silk thread paper for stamps include Switzerland, Bavaria and Schleswig-Holstein.

Coated paper was used in Great Britain for the 4d. stamps of 1855, and again early in the twentieth century. In the first instance the coating was an experiment carried out by De la Rue & Co., the paper being surfaced with a solution containing prussiate of potash. This gave the paper a blue tinge and a glossy surface, and was said to prevent the removal of postmarks without damaging the design, a claim not altogether borne out in fact. The second case of coating, De la Rue & Co's well-known chalk-surfaced paper, occurred in the Edward VII issues and was more effective than the first, the solution containing a suspension of chalk.

Coated papers of different kinds were used in Austria and Russia. The Austrian stamps between 1899 and 1906 were printed on paper bearing diagonal lines of shiny varnish, applied also with the object of rendering the removal of postmarks more difficult, and Russian stamps of 1909 had a coating of intersecting lines of chalk, for the same purpose. The French 15 centimes of 1892 was printed on paper with surfacing in the form of a quadrille pattern.

Another variation of wove paper is found on some printings of the Great Britain 8d. of the 1912-22 series. These printings, during 1917, were on paper consisting of a mixture of bleached and unbleached pulp, with the result that short colored fibers are seen in the texture. This paper is known to philatelists as granite. Other countries besides Great Britain have used granite paper, notably Switzerland (various issues from 1881 onwards) and Austria (issues from 1890 onwards).

The stamps of many countries have been printed on laid paper, among them issues of Russia between 1866 and 1905, some of the "Sydney Views" of New South Wales, and the first issue of Canada.

A variety of paper having lines like the lines in laid paper so prominent that they show on the surface, is know to philatelists as ribbed; stamps of the first issue of Austria exist on ribbed paper but specimens are rare.

Another variety of paper is batonne, of which there are two kinds: laid batonne and wove batonne. In laid batonne at intervals in the close parallel lines are more prominent lines, and this kind is very often used as writing paper, such as that referred to as "Cream laid". In the wove variety the spaces between the prominent lines are ordinary wove paper with no particular pattern. Batonne paper has rarely been used in stamp production, but both kind were employed for stamps of the Indian Native State of Poonch during the 'eighties, and, in fact, some specimens were printed even on ribbed batonne.

Pelure paper, which is found in the 1862 issue of New Zealand and the 1921 series of Russia, is thin tough and semi-transparent, rather like thick tissue paper but cannot be torn so easily; the texture is wove.

You are here: [Home](#) • [Stamp Articles](#) • [Paper Production for Postage Stamps](#)

[Home](#) [Rare and Exclusive Postage Stamps](#) [Did you know](#) [Stamp Articles](#) [Links](#)

Login Form

Username

Password

[Forgot your password?](#)

[Create an account](#)

Paper Production for Postage Stamps

Paper Production for Postage Stamps



Let's take a look at the paper used in the manufacture of various stamps and the gum used to make them adhesive. While many of the postage stamps today are printed on wove or a laid paper, this was not always the case. In the first century, papermaking began in ancient China. The Chinese used the bark of the mulberry tree, boiled together with a solution of lye and other materials. After the boiling, starchy materials were added which caused 'pulp', which in turn was spread out on moulds to drip. This crude method was the beginning of one of the most essential industries of today – that of papermaking.

Handmade paper is still produced in some of the Indian Native States and in Japan. While the process has changed little over time, there have been many modifications of the ingredients, which result in a much thinner type of paper. Some stamps of the nineteenth century printed on this handmade paper still exist, especially on cover, and are highly sought after by philatelists.

Some of the papers in which philatelists remain particularly interested include:

Wove Paper – The texture of wove paper is an even, plain type, so that there are no dark or light areas visible; it is all of one characteristic.

Laid Paper – This will show laid lines very close together as though it were a watermark. They can be horizontal or vertical. The lines are caused by the paper pulp having been placed on parallel wires during production.

Granite Paper – This paper is readily noted because there are very fine particles of coloured fibres mixed in with the original pulp, and they are visible on both sides of the stamps.

Pelure Paper – This term denotes a very thin almost silky type of paper, although it is quite strong. It is also quite transparent.

Batonne Paper – In this type of paper, the lines are laid almost half an inch apart, and looks like a large quadrilled design.

Quadrille Paper – The design of this paper is much smaller than that of the batonne paper. Sometimes the design is in the form of small diamonds and can sometimes be mistaken for a watermark.

Stamp Shop

[Africa](#)
[Asia](#)
[Australia](#)
[Canada](#)
[Central America](#)
[Europe](#)
[Great Britain](#)
[Middle East](#)
[South America](#)
[United States of America](#)
[Other](#)
[Cinderellas](#)
[Thematics](#)
[Rare and Exclusive Postage Stamps](#)

[List All Products](#)

Product Search

[Advanced Search](#)

Show Cart

Your Cart is currently empty.

GUADALAJARA
PROVISIONALS

Forgery
GDA1
"Medio"
1st printing.
Mint FAUX
Reference



GDA5
"2 reales."
White paper
medium wave
Used/import
NF cat \$120-



Forgery
GDA 5
white wave
paper
Sz. 296
F. cat. \$80
Reference.

Faux
Wrong "E"
short
E



Forgery
GDA
"2 reales"
White color
h. laid paper
Faint "date line"
test? Ref.



GDA 5
Forgery
white paper
L "problem"





Forgery
GDA
laid bottom
lilac paper
"2 reales"



Forgery
GDA 21Z
"Un peso"
lilac paper

3rd
Printing
Fakes

Clever fake
"ABRIL"
2
cancel
GDA 23
"Un peso."



Clever Fake
GDA 23
"White"
wave
Should be 2
quadville
Not known used

GDA 23
Un peso
white

2nd
Printing
Fake



Forgery
GDA 10DC
2nd Printing
Separated
(cat. 5/50-)
Fake

Fake
Forgery

Very
Good
Forgery
Guatemala
New sounds

THIRD PRINTING
FAKES & FORGERIES
Reference Collection



3rd Print.
Reference
Copies
Wrong papers
etc




Faux
Note "F"
in Franco
missing foot
F



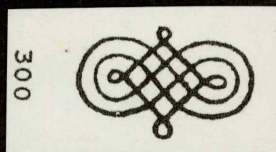
CORREOS
Fake Cancel



Faux
?



FAUX
4. reales
bluiny
GDA 19
wrong
papers, etc



FOURTH PRINTING
FAKES & FORGERIES
Reference Collection

FAUX
green
cancel in U
thin paper
False



4th
Printing
Fakes!
1868



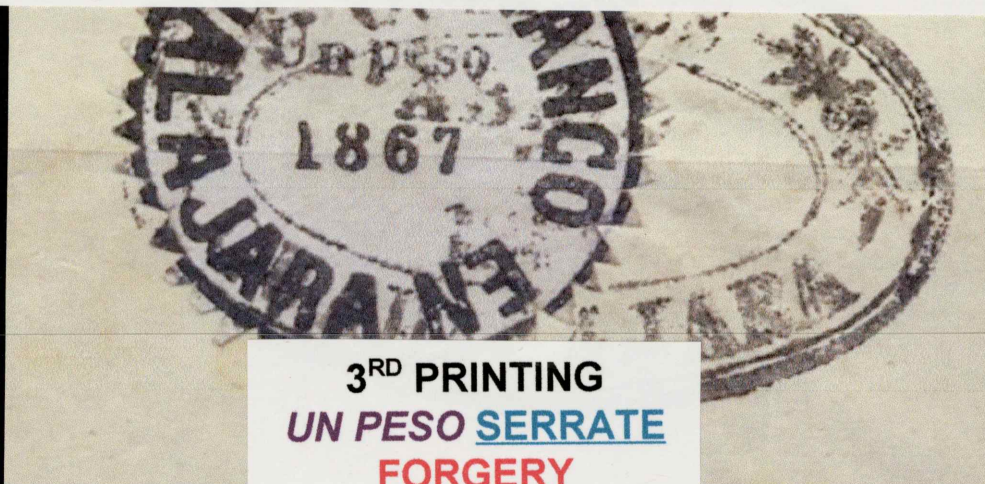
GUADALAJARA PROVISIONAL 1 PESO SERRATE COVER FORGERY
SCHATZKES #295 "CORREOS GUADALAJARA"



GUADALAJARA PROVISIONAL 1 PESO SERRATE COVER FORGERY
SCHATZKES #295 "CORREOS GUADALAJARA"

Forged copy of the rare *un peso* value on cover to Sr. Mariano Gomez in Santiago. The serrated stamp is a purported Follansbee #GDA21DC, lilac paper. Less than twelve genuine serrated covers exist. This stamp has the correct 42 teeth; however, these serrations are irregular and have been *hand-cut*, a clear sign of forgery. Postmarked with forged Schatzkes #295 "Correos Guadalajara". A similar Gomez cover was actually listed as genuine in the Schuyler-Rumsey Auction of 2012 as Lot #3525! Fine and attractive forgery

Paid \$ 25-



3RD PRINTING
UN PESO SERRATE
FORGERY



**MEXICO-ELMHURST PHILATELIC
SOCIETY, INTERNATIONAL**

GENUINE

No. 35747

Date 17 Nov. 2011

THE MEPSI EXPERT COMMITTEE
P.O. BOX 29040 DENVER, CO 80229-0040

We have examined the enclosed Mexico,

**1867 Guadalajara Provisional 2nd Printing 2 reales.
green on laid batonne paper, serrate perf.
Scott #16, NF #10DCy USED.....**

Submitted by:

Of which a photograph is attached and are of the opinion that

It is genuine in all respects.....



For the Expert Committee

Administrator

GUADALAJARA PROVISIONAL ~ UN PESO RATE
SUB-OFFICE: *SAN JUAN DE LAGOS*
Third Printing -- GDA#21Y



GUADALAJARA PROVISIONAL ~ SUB-OFFICE COVER
SAN JUAN DE LAGOS

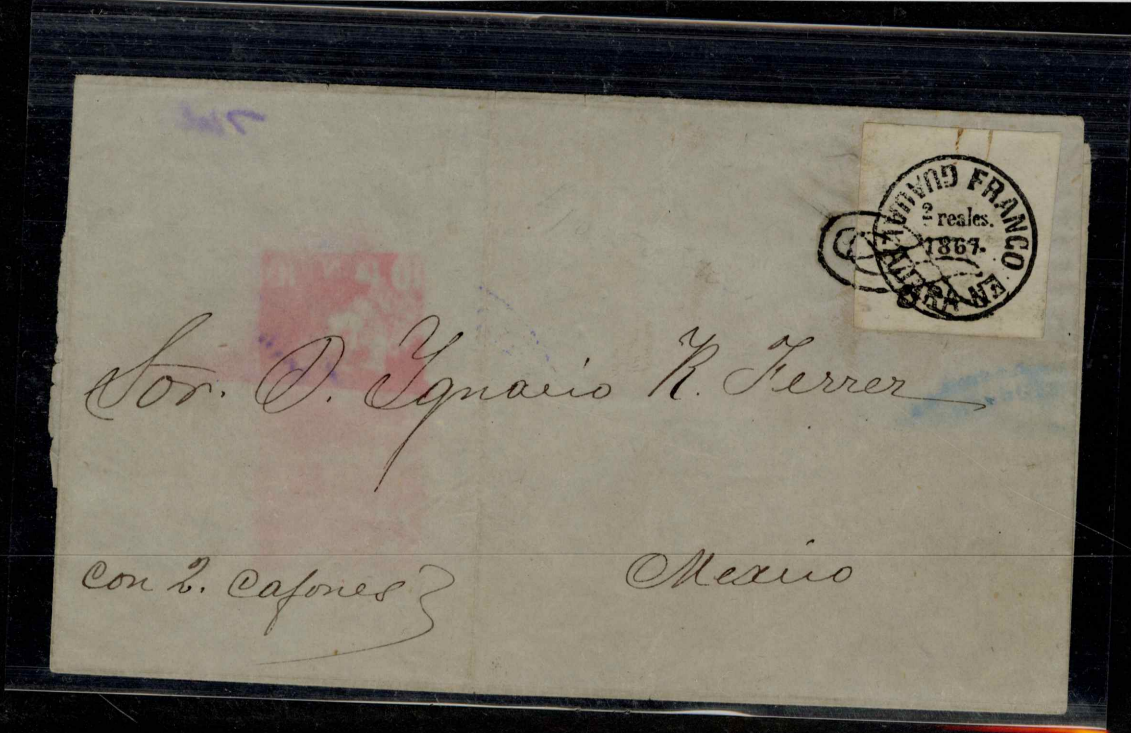
Third Printing -- GDA#21Y -- Sz. 349 "SAN JUAN DE LAGOS"

Very fine single GDA#21y on fine lettersheet mailed to Mexico City. The provisional stamp is a large-margined "Un peso" laid batonne (y) on lilac paper. The postmark is the attractive two-line oval "Sn JUAN DE LAGOS" Scatzkes #349 (10 points). Thus, this 1867 lettersheet was mailed at the one peso rate from the sub-office town of San Juan de Lagos to Sr. Ygnacio Hernandez residing in Mexico City. *All Guadalajara Provisional sub-offices are considered rare on cover!* This *un peso* lettersheet bears a rare and lovely sub-office postmark. Paid \$225.00

Note:
 Spaced
 "Ygnacio Hernandez"
 Faked Cover


GDA
 "2" Faux
 green paper color
 med Full crisp post
 MI wrong "E"
 Scarce

**1867 GUADALAJARA PROVISIONAL COVER ~ GUADALAJARA DISTRICT
ZAPOTLAN [CIUDAD GUZMAN] SZ. #343 SUBDISTRICT POSTMARK
RARE SUBDISTRICT 1867 PROVISIONAL COVER**



**1867 GUADALAJARA PROVISIONAL COVER ~ GUADALAJARA DISTRICT
CIUDAD GUZMAN [ZAPOTLAN] SZ. #343 SUBDISTRICT POSTMARK**

Lettersheet from the turbulent period of Provisional issues for Guadalajara District. Undocketed lettersheet franked with GDA#5, white paper, first printing of the provisional issues. Of great interest is the fancy postmark of Sz.343 for C. Guzman subdistrict of Guadalajara. This rare subdistrict example was thus posted at Ciudad Guzman (=Zapotlan) in 1867, and thence mailed at the 2-reales rate to Sr. Ygnacio Ferrer in Mexico City. Postmark is a fine, clear, and complete strike of the fancy Sz. 343. Isaac Gutman & Roberto Lierra in their handbook of GDA note: "All provisional stamps on cover and with sub-office cancels are extremely rare." At first, Zapotlan actually added a "C. Guzman" handstamp subdistrict name to their initial supply of GDA provisionals (see Gutman & Lierra, page 37), but this practice was soon discontinued. Single copy of GDA#5 catalogs \$80, much less on provisional lettersheet and with rare subdistrict usage. \$200.00



Forgery
Ignacio
Ferrer
Furged
Cover

"MERIDA PHIL. AGENCY"

APARTADO 404.
MERIDA.
(Rep. of Mexico.)

Mérida, February 1945

BANKS:
ROYAL BANK OF CANADA, BELICE
BANCO DE YUCATAN, MERIDA

MEMBER OF:
GUIANA HOBBY CLUB
LIBRE ECHANGE
CLUB FILAT. DEL BRASIL
ASOCIACION FILAT. SINALOENSE
MANIZALES FILATELICO
AMERICAN POST
MISSOURI PHIL. ASS.
PACIFIC STAMP CLUB
ETC....

DEAR SIR:

We begin the liquidation of one of the most important stocks, we have in Central and South American stamps and we offer very interesting collections at very advantageous prices.

We can offer almost all Honduras and Nicaragua, almost all of Venezuela, Panamá, Salvador, Mexico, etc.

We also send very good lots of postage and airmail stamps, on approval for to pick out at the 1/3, 1/4 or 1/5 of Scott's prices or to take in full at the 1/7 of these prices.

Take advantage of this opportunity while it lasts and write us to day, only if really you have intention to buy, to avoid us heavy expenses of postage, being necessary to use the airway between U. S. A. and Merida. (5 days only) because the ordinary mail takes a delay of 50 days.

Please give us reference

MERIDA PHILATELIC AGENCY
APARTADO 404.
MERIDA.
(Rep. of Mexico.)

IMPRESO



Capt. Paul S. Bailey

Box 1027.

Indianapolis 6 (Ind.)

U.S.A.

Raoul de
Thain
Philatelic
Forger
Correspondence


U.S. Eng Office
429 S 24th St
Linnell Ky



GUADALAJARA PROVISIONAL ~ RAOUL DE THUIN FORGERY
GUADALAJARA SZ.297 & UNRECORDED OVAL CANCEL

Fine Raoul de Thuin forged cover with single forged copy of "Un real" (Follansbee **GDA11**, third printing in white on thin wove paper; but note that there is *no period* after "real" as per genuine copies). Two forged postmarks of Guadalajara main office, including an unrecorded type in oval, both in *the usual watery ink*. Original internal docketing of "April 9, 1867" but with de Thuin's distinct cursive handwriting style on front and signed by the "artist" on reverse in pencil.

SAN BLAS
GUADALAJARA PROVISIONAL
RAOUL DE THUIN FORGERY

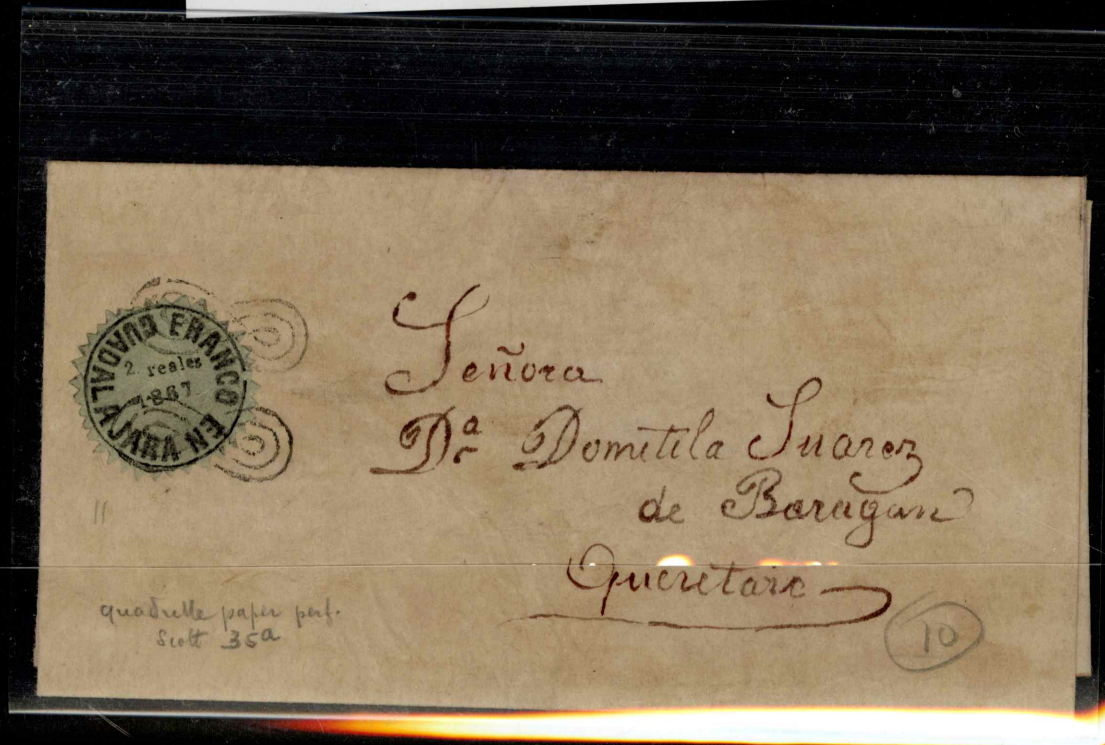


GUADALAJARA PROVISIONAL ~ RAOUL DE THUIN FORGERY
RED SZ. 423 "FRANQUEADO EN S. BLAS"

Attractive Raoul de Thuin forged cover with single copy of "2 reales." (Scott #27; Follansbee **GDA16Y**, third printing in rose on laid batonne paper; this time there is a *period* after "reales" as per genuine copies). Lovely if crude forged Sz. 423 postmark of San Blas in *red ink*. Forged internal docketing, de Thuin's usual cursive handwriting style on front, and signed by the "artist" on reverse in light pencil.



"2 REALES." SERRATED COVER
GUADALAJARA PROVISIONAL
RAOUL DE THUIN FORGERY



GUADALAJARA PROVISIONAL ~ RAOUL DE THUIN FORGERY
SERRATED COVER WITH KNOT POSTMARK SZ.300 [GUADALAJARA]

Very fine Raoul de Thuin forged cover with single forged copy of the serrated "2 reales" (but note *no period* after "reales") in light green. Stamps is purporting to be Follansbee **GDA10DC** (2nd printing serrated *green*) on cover. Crudely variant of the "knot" postmark, which sometimes appear on early C. Guzman covers, but more commonly on main office Guadalajara covers. Note *several of de Thuin's faint pencil tracings remain, which he used as a guide to cutting -- meticulously by hand-- the small serrations*. De Thuin's usual cursive handwriting style, and signed by him on reverse in light pencil.

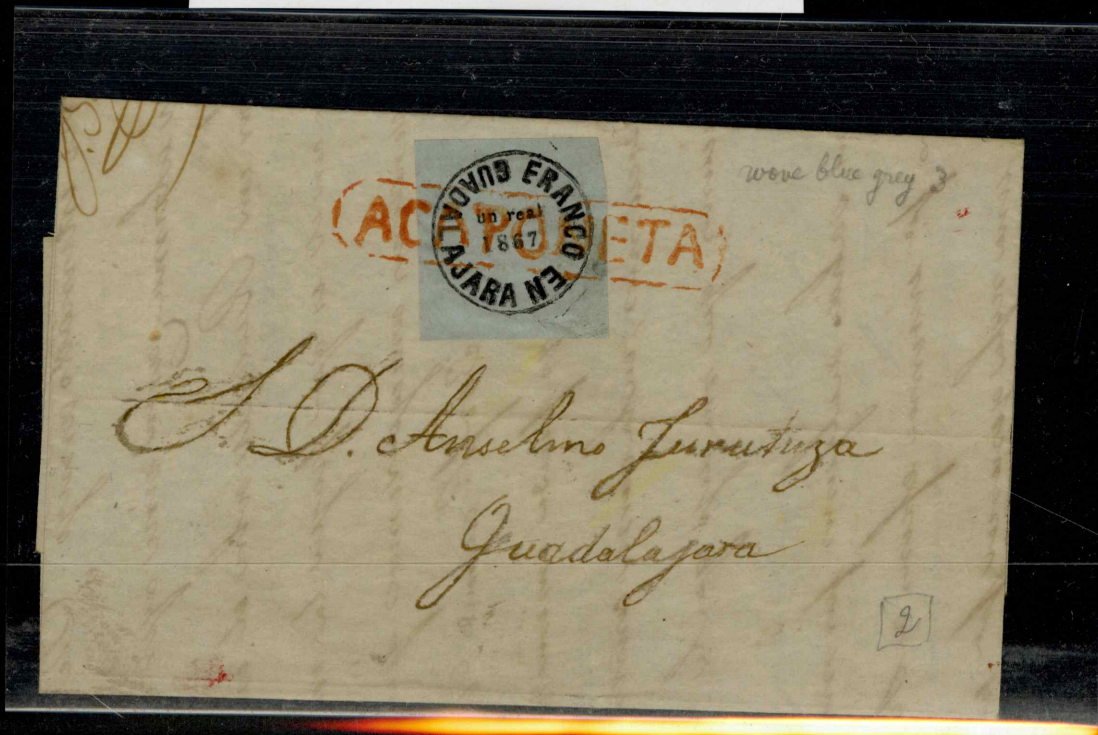
"CIUDAD GUZMAN"
GUADALAJARA PROVISIONAL
RAOUL DE THUIN FORGERY



GUADALAJARA PROVISIONAL ~ RAOUL DE THUIN FORGERY
BANNER CANCEL SZ. 340 "FRANCO EN C[UIUDAD] GUZMAN"

Very fine Raoul de Thuin forged cover with single copy of "un peso" (Follansbee GDA21z third printing on rose [prior owner says lilac] quadrille paper; but note that there is *no period* after "peso" as per genuine copies) on rose quadrille paper. Lovely forged postmark of the banner postmark Sz. 340 "FRANCO EN C. GUZMAN". This attractive and clever de Thuin forgery used an old contemporaneous cover with docketing inside; de Thuin removed the original town of origin and then added in his own pen manuscript "Ciudad Guzman" to the docketing, thereby hoping that the altered docketing would "prove" the cover as an original provisional usage.

"ACAPONETA"
GUADALAJARA PROVISIONAL
RAOUL DE THUIN FORGERY



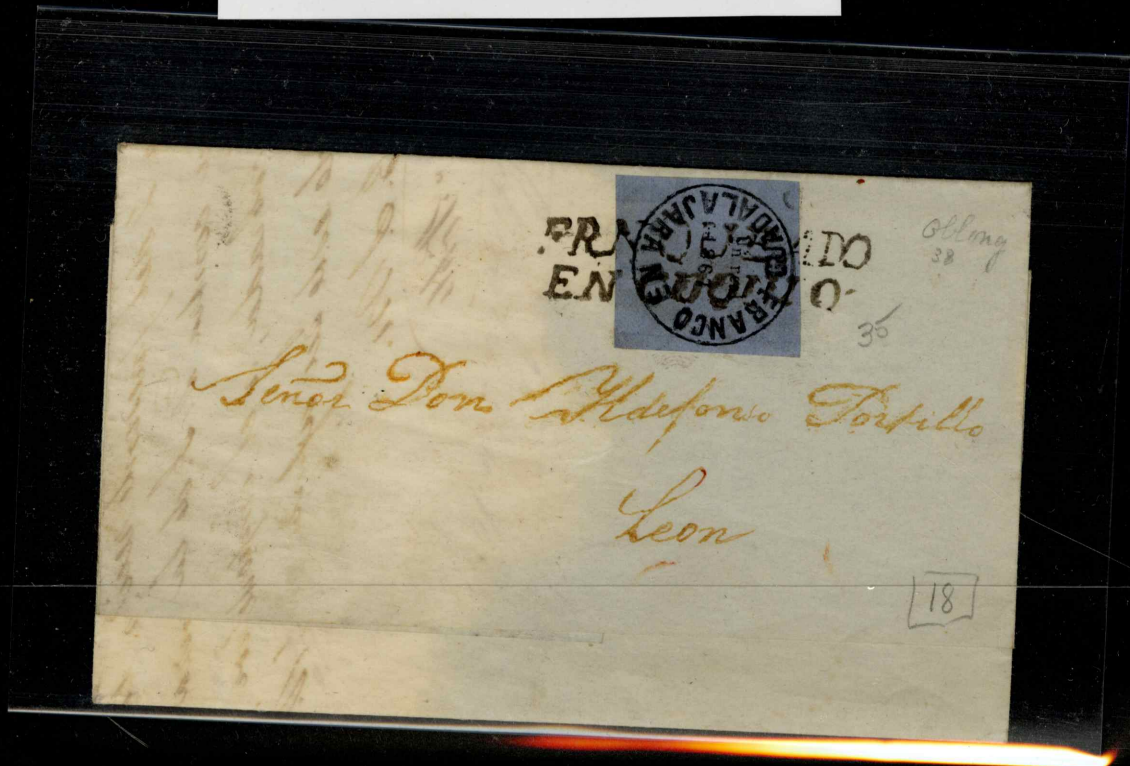
GUADALAJARA PROVISIONAL ~ RAOUL DE THUIN FORGERY
RED STRAIGHTLINE SZ.418 "ACAPONETA"

Very fine Raoul de Thuin forged cover with single forged copy of "un real" (Follansbee GDA3, first printing in light blue-gray; but note that there is *no period* after "real" as per genuine copies) in light grey-blue. Lovely forged postmark in bright scarlet-red of boxed Sz. 418 "ACAPONETA". This attractive and clever de Thuin forged cover has an enclosed letter *actually datelined* "Acaponeta", but note de Thuin's usual cursive handwriting style.

ACAPONETA

418

CUQUIO
GUADALAJARA PROVISIONAL
RAOUL DE THUIN FORGERY



GUADALAJARA PROVISIONAL ~ RAOUL DE THUIN FORGERY
STRAIGHTLINE SZ. 336 "FRANQUEADO EN CUQUIO"

Interesting Raoul de Thuin forged cover with single copy of "Un real." (Scott #35; Follansbee **GDA12XX**, third printing in black on blue oblong quadrille paper and *with period* after "real." as per genuine copies). Forged straight-line postmark of FRANQUEADO EN CUQUIO in *dark ink*. This town postmark is not recorded on the provisionals. Original letter inside, however, is correctly placed and datelined at Cuquio on September 5, 1867 (late usage). But note Thuin's usual cursive handwriting style in address on front; unsigned by the "artist" on reverse.

Oblig 4/1



35

Sra. Prof. D^{na} Lucia Cano
Escuela Federal

Tecoaclo

30

"Nochistlan"
De Thwin Forgeny
2 R Titac / 4th Print
quadrite paper
Sc. #45

par Post 67



45

quadrite

Dr. G. J. Freire
Rosario

Un real 4th print.
 (no period) green
 but. mistake V. laid paper
 De Thuin Forgan
 " Jalostotlan "
 GDA 24YY

Sept 69a begus?

FRANCO
JALOSTOTLAN

Sr. Doctor
 Luis Delus Deas
 Botica Hedalgo
 Guadalajara



Un Real
 Doubled
 Printing
 struck twice
 R. de Thuin

Sept 4 gen. all 25

Sept 28
 2700

FRANCO
JALOSTOTLAN

Señores
 Simpson y Petron
 San Luis



Sept 31



quadrille

22 Sr. Tiburcio, Antonio y Severo Arias
Mazatlan

Sept 29



bagas

quadrille

Sr. Lopez Simpson y Pittmann
S. Luis Potosi

Scott 65^o

Señor Lic Don

Manuel Alvarez Gonzalez

Morelia



1F LILAC
38 variety

Scott 70

43

Señor Don

Fomas Benavente

El Carroc





Nov 10 1885

Mr. Garcia Carbajal & Hermanos
Guadalajara

5

Sept 10 1885

Señores
Simpson y Hermanos
San Luis Potosí



Quedilla 1867
Scott 28.

Sr. Manuel Moias

13



Zacatecas

8



#29

Quedilla

if 1760
#23

v. batavia 47

Srs Madero y Ca

Parras.

Hda del Rosario

13



Scott # 73

51

Señor Don Justo Portillo

Señor

31

1868 - Scott 66



bogus

Señora
Doña Rogaciona Trope de Barriga
Guadalupe
al lado de la catedral

15